























Tafel van 1, 2, 3 en 4 gemixt (vleksommen) [1]











Oefening 1

1. 7 x  = 28
2. 3 x  = 6
3. 5 x  = 20
4.  x 4 = 12
5. 7 x  = 14
6. 9 x  = 36
7.  x 2 = 2
8.  x 3 = 24
9. 10 x  = 30
10.  x 1 = 10











Oefening 2

1.  x 4 = 8
2.  x 4 = 36
3.  x 1 = 5
4.  x 4 = 20
5.  x 3 = 18
6.  x 1 = 9
7.  x 2 = 10
8.  x 2 = 6
9.  x 2 = 14
10.  x 4 = 12

Oefening 1

1.	7	x		=	28	4
2.	3	x		=	6	2
3.	5	x		=	20	4
4.		x	4	=	12	3
5.	7	x		=	14	2
6.	9	x		=	36	4
7.		x	2	=	2	1
8.		x	3	=	24	8
9.	10	x		=	30	3
10.		x	1	=	10	10

Oefening 2

1.		x	4	=	8	2
2.		x	4	=	36	9
3.		x	1	=	5	5
4.		x	4	=	20	5
5.		x	3	=	18	6
6.		x	1	=	9	9
7.		x	2	=	10	5
8.		x	2	=	6	3
9.		x	2	=	14	7
10.		x	4	=	12	3